Printing

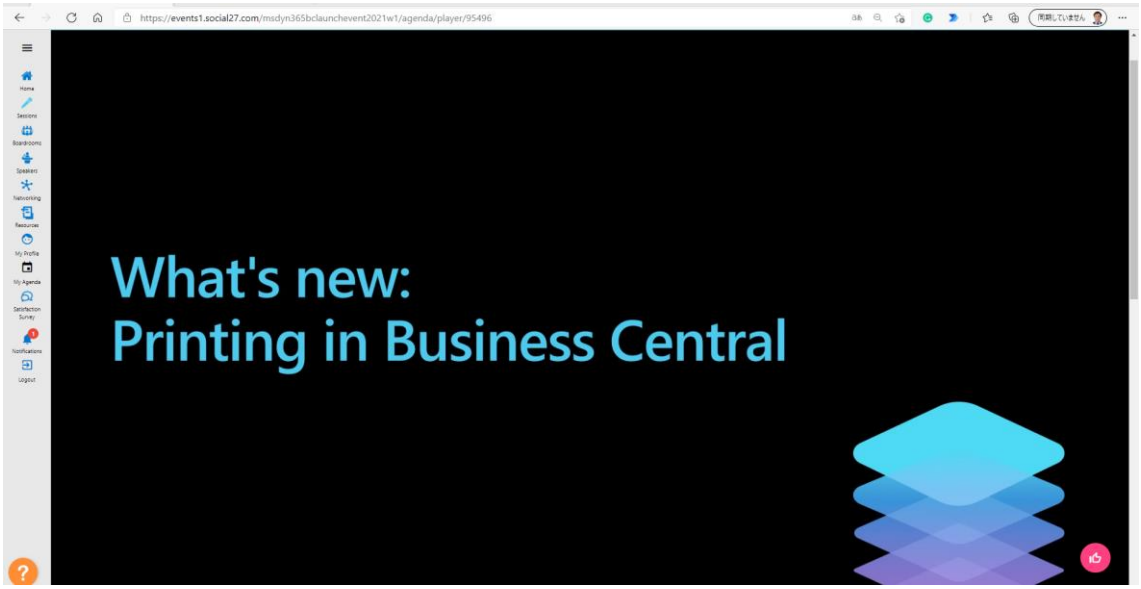
What's new:
Printing in Business Central

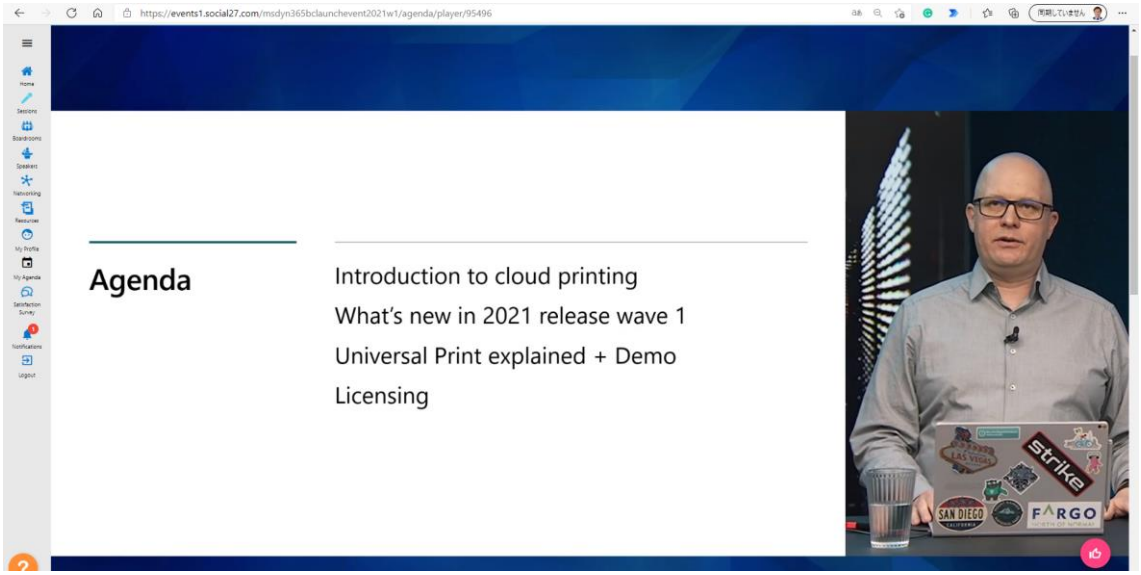
Agenda
Introduction to cloud printing
What's new in 2021 release wave 1
Universal Print explained + Demo
Licensing

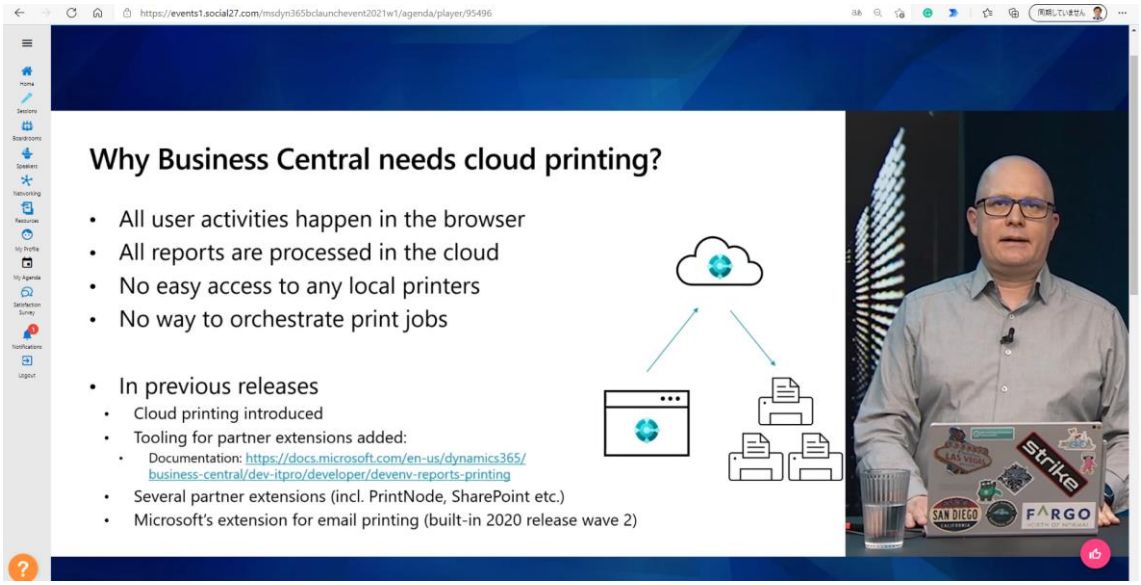
https://events1.social27.com/msdyn365bclaunchevent2021w1/agenda/player/95496
Why Business Central needs cloud printing?
All user activities happen in the browser
All reports are processed in the cloud
No easy access to any local printers
No way to orchestrate print jobs
In previous releases
Cloud printing introduced
Tooling for partner extensions added:
Documentation: https://docs.microsoft.com/en-us/dynamics365/business-central/dev-itpro/developer/devenv-reports-printing
Several partner extensions (incl. PrintNode, SharePoint etc.)
Microsoft's extension for email printing (built-in 2020 release wave 2)
Strike
SAN DIEGO
FARGO

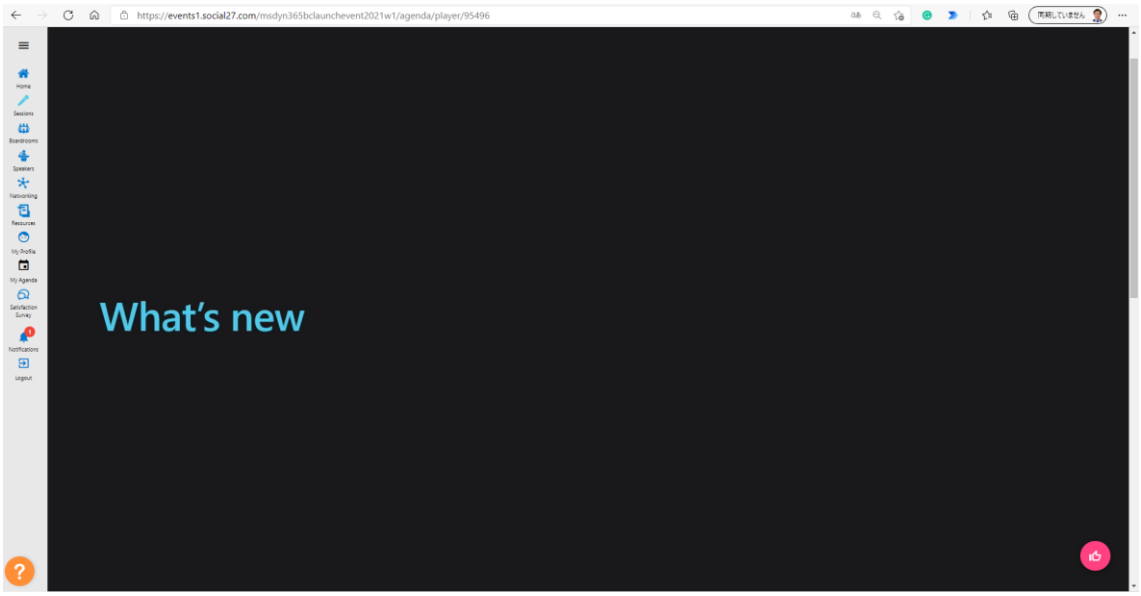
https://events1.social27.com/msdyn365bclaunchevent2021w1/agenda/player/95496
What's new

https://events1.social27.com/msdyn365bclaunchevent2021w1/agenda/player/95496

Updated Printer Management page

- Easy way to create or **duplicate** printer settings for each device
- Separated action groups per printer type
- Global actions in one group
- Partners can add more via page customization extensions
  (see sample code in documentation)

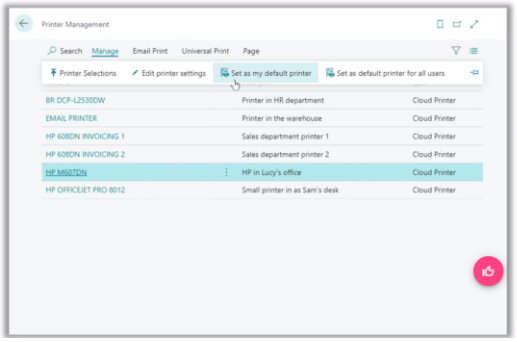

https://events1.social27.com/msdyn365bclaunchevent2021w1/agenda/player/95496

Updated Printer Management page

- Easy way to create or **duplicate** printer settings for each device
- Separated action groups per printer type
- Global actions in one group
- Partners can add more via page customization extensions
  (see sample code in documentation)

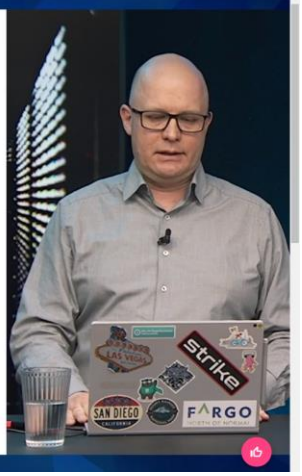

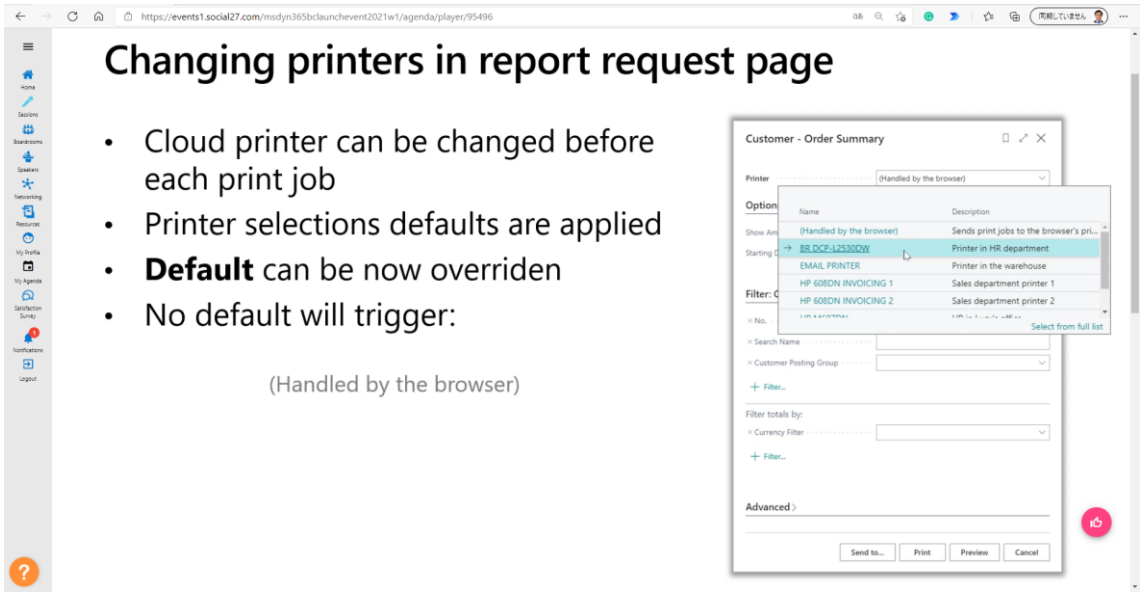

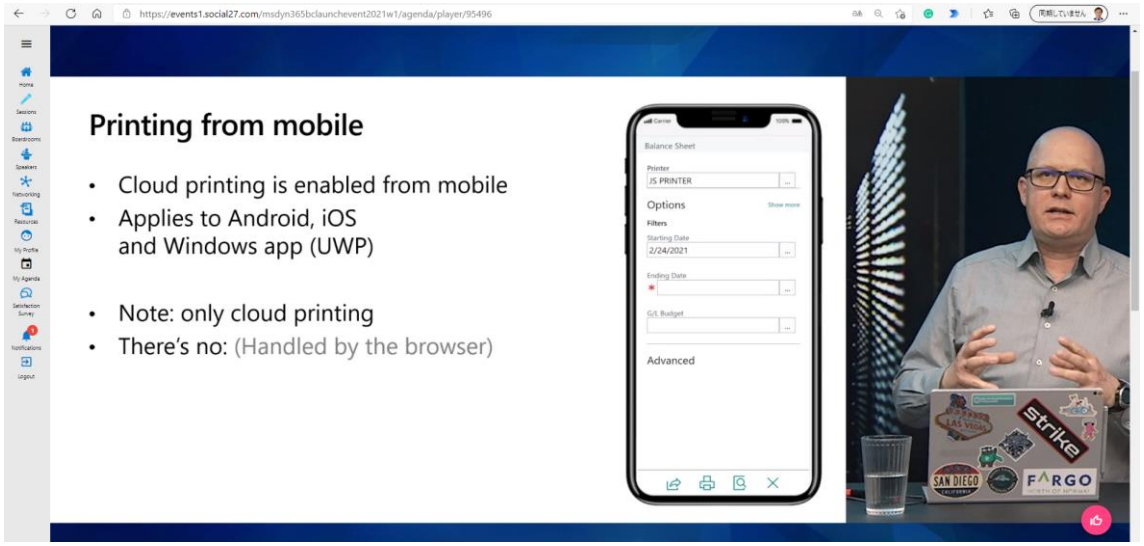

Disable in previous version

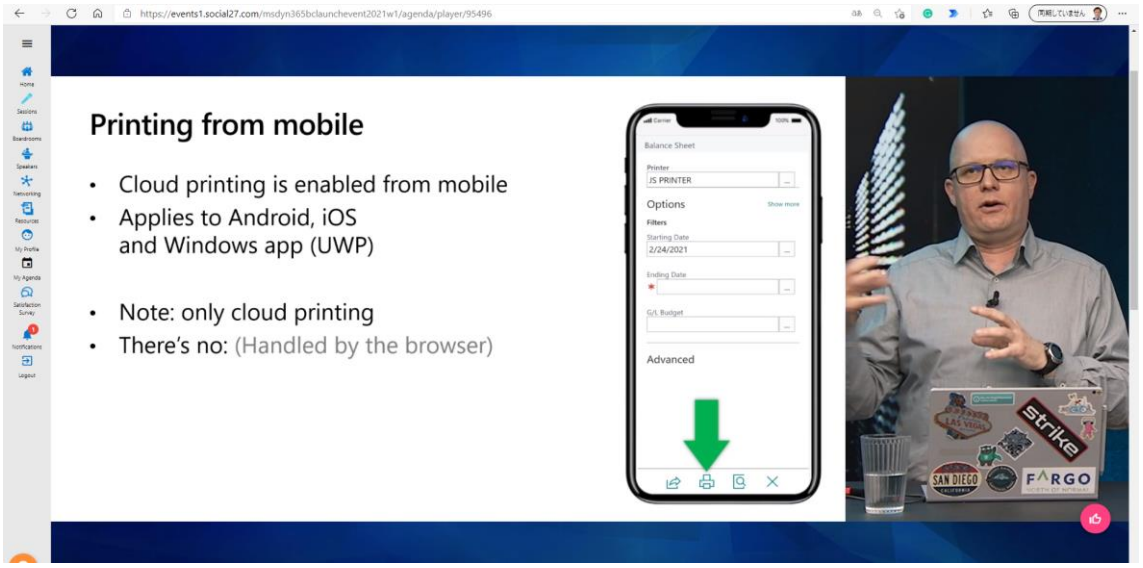
https://events1.social27.com/msdyn365bclaunchevent2021w1/agenda/player/95496
Printing from mobile
Cloud printing is enabled from mobile
Applies to Android, iOS and Windows app (UWP)
Note: only cloud printing
There's no: (Handled by the browser)
Balance Sheet
Printer
JS PRINTER
Options
Filters
Starting Date
2/24/2021
Ending Date
G/L Budget
Advanced
strike
SAN DIEGO
FARGO

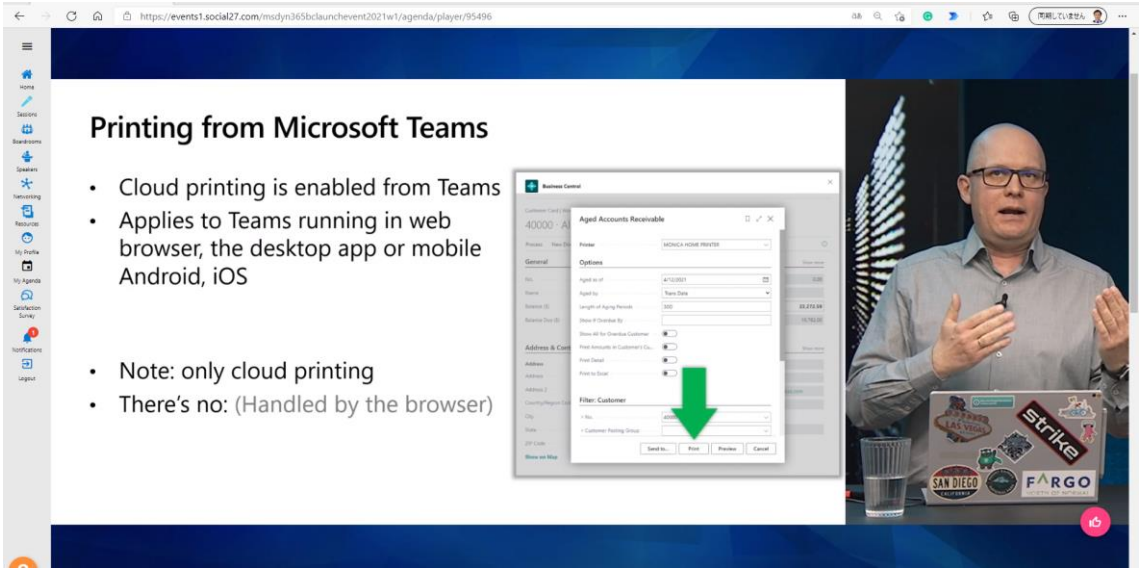
https://events1.social27.com/msdyn365bclaunchevent2021w1/agenda/player/95496
Printing from Microsoft Teams
Cloud printing is enabled from Teams
Applies to Teams running in web browser, the desktop app or mobile Android, iOS
Note: only cloud printing
There's no: (Handled by the browser)
Aged Accounts Receivable
Options
Filter: Customer
strike
SAN DIEGO
FARGO

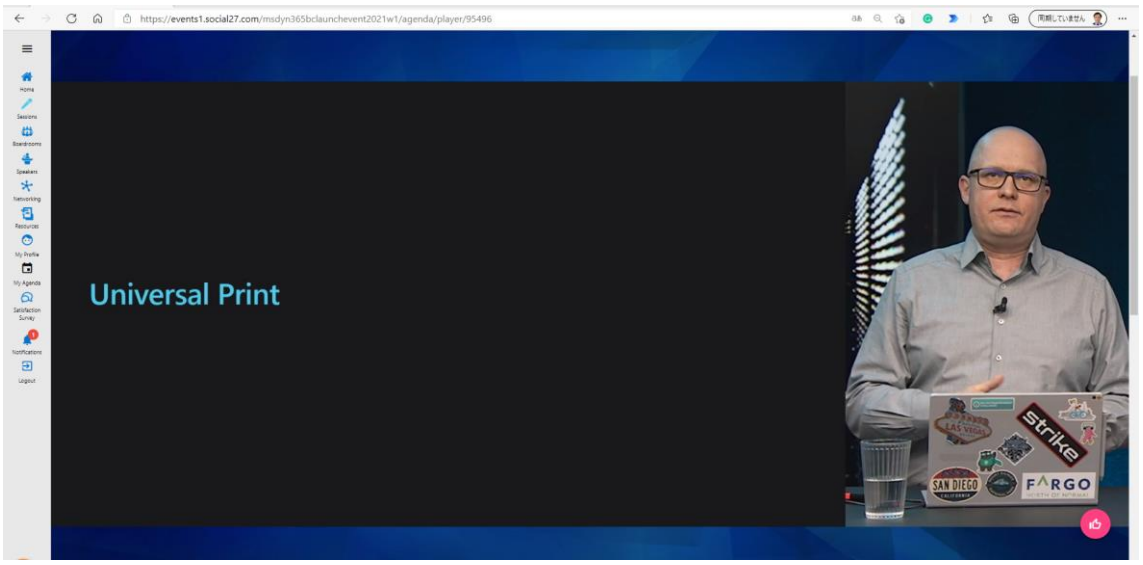
https://events1.social27.com/msdyn365bclaunchevent2021w1/agenda/player/95496
Universal Print
strike
SAN DIEGO
FARGO

Universal Print

Modern print management, straightforward print experience



- Azure-based cloud print solution
- Microsoft 365 subscription-based service
- Centralized print management via Universal Print portal
- Fully integrated with Azure Active Directory
- Data privacy and security compliant

Announced at Microsoft Ignite, March 2021

Hardware compatibility

Universal Print ready printers

Printer hardware with native Universal Print support built in

Universal Print

Legacy Printers via connector

Windows application that connects legacy printers to Universal Print

Read more: https://aka.ms/UniversalPrint

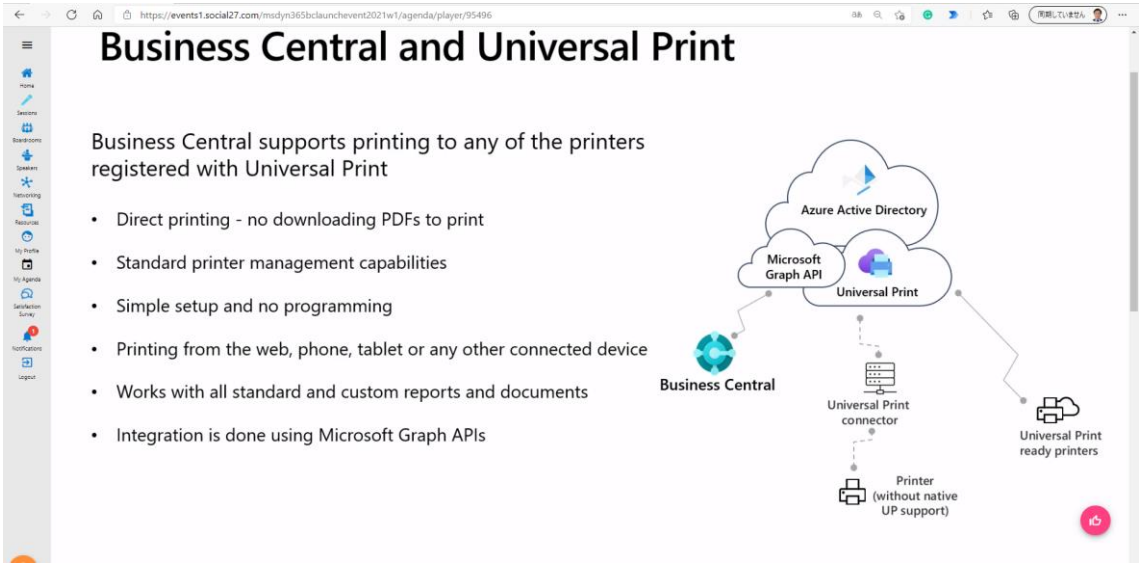
Business Central and Universal Print
Business Central supports printing to any of the printers registered with Universal Print
Direct printing - no downloading PDFs to print
Standard printer management capabilities
Simple setup and no programming
Printing from the web, phone, tablet or any other connected device
Works with all standard and custom reports and documents
Integration is done using Microsoft Graph APIs
Azure Active Directory
Microsoft Graph API
Universal Print
Business Central
Universal Print connector
Universal Print ready printers
Printer (without native UP support)

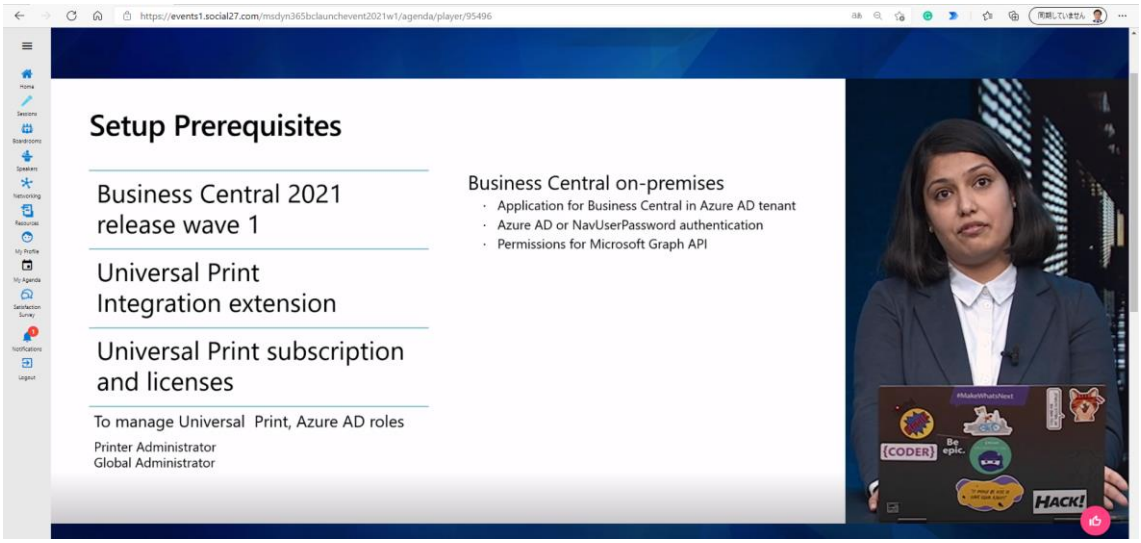
Setup Prerequisites
Business Central 2021 release wave 1
Universal Print Integration extension
Universal Print subscription and licenses
To manage Universal Print, Azure AD roles
Printer Administrator
Global Administrator
Business Central on-premises
Application for Business Central in Azure AD tenant
Azure AD or NavUserPassword authentication
Permissions for Microsoft Graph API

Setup
Step 1
Register printers using Universal Print connector
Step 2
Manage and share printers via portal
Step 3
Add Universal Print printers to Business Central
Step 4
Set the printer for the report and print

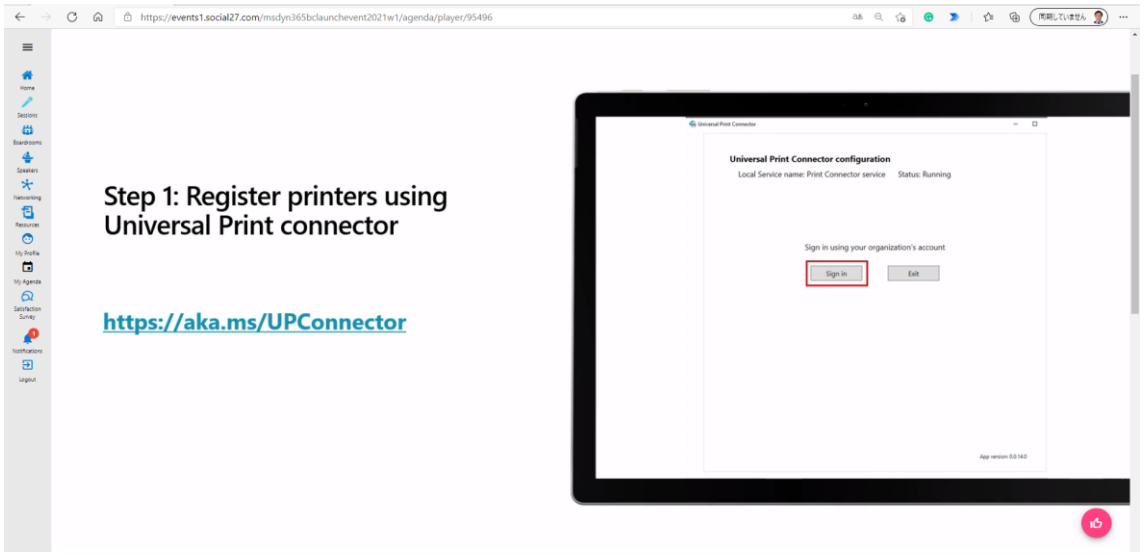
https://events1.social27.com/msdyn365bclaunchevent2021w1/agenda/player/95496
Step 1: Register printers using Universal Print connector
https://aka.ms/UPConnector
Universal Print Connector configuration
Local Service name: Print Connector service
Status: Running
Sign in using your organization's account
Sign in
Exit

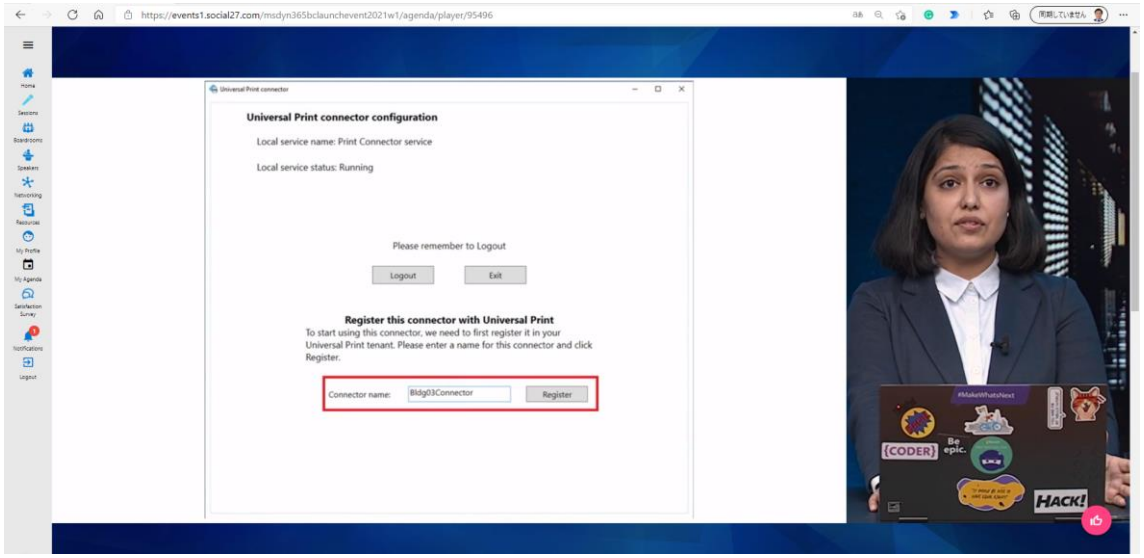
https://events1.social27.com/msdyn365bclaunchevent2021w1/agenda/player/95496
Universal Print connector configuration
Local service name: Print Connector service
Local service status: Running
Please remember to Logout
Logout
Exit
Register this connector with Universal Print
To start using this connector, we need to first register it in your Universal Print tenant. Please enter a name for this connector and click Register.
Connector name:
Bldg03Connector
Register

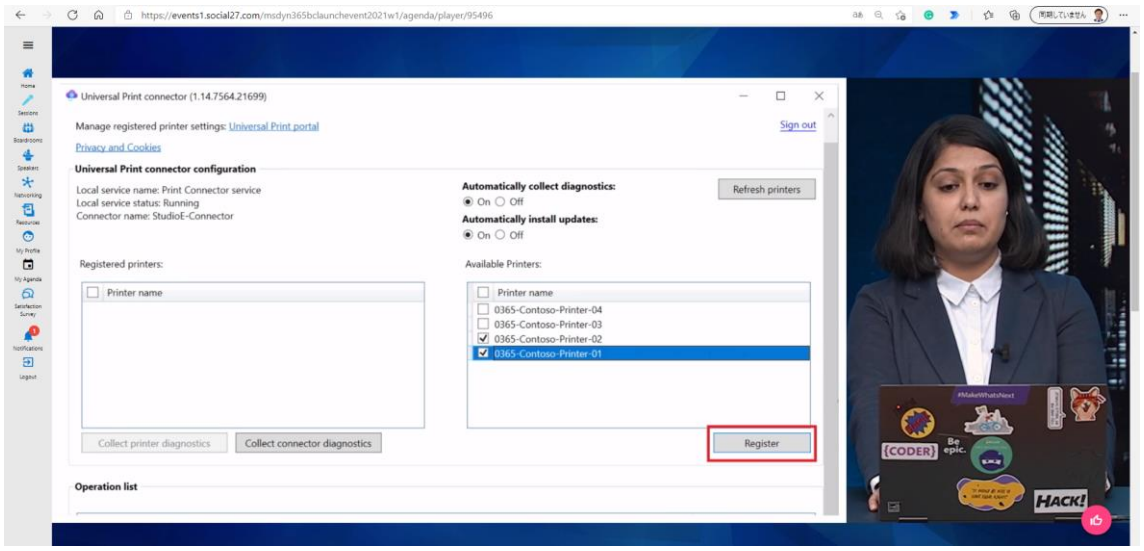
https://events1.social27.com/msdyn365bclaunchevent2021w1/agenda/player/95496
Universal Print connector (1.14.7564.21699)
Manage registered printer settings: Universal Print portal
Sign out
Privacy and Cookies
Universal Print connector configuration
Local service name: Print Connector service
Local service status: Running
Connector name: StudioE-Connector
Automatically collect diagnostics:
On Off
Automatically install updates:
On Off
Refresh printers
Registered printers:
Printer name
Available Printers:
Printer name
0365-Contoso-Printer-04
0365-Contoso-Printer-03
0365-Contoso-Printer-02
0365-Contoso-Printer-01
Collect printer diagnostics
Collect connector diagnostics
Register
Operation list

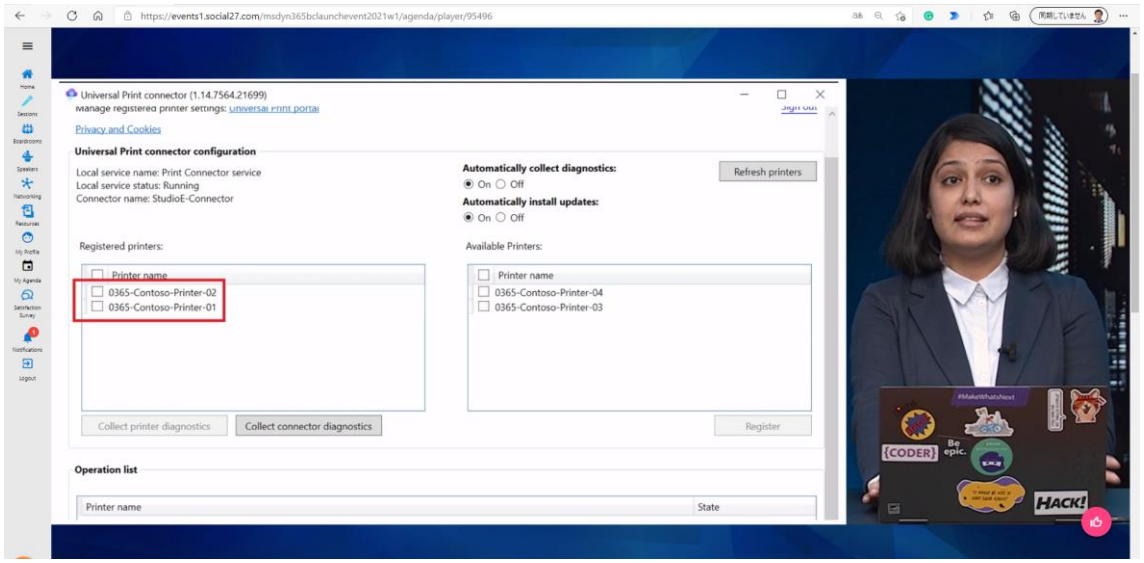
https://events1.social27.com/msdyn365bclaunchevent2021w1/agenda/player/95496
Universal Print connector (1.14.7564.21699)
Manage registered printer settings: universal print portal
Sign out
Privacy and Cookies
Universal Print connector configuration
Local service name: Print Connector service
Local service status: Running
Connector name: StudioE-Connector
Automatically collect diagnostics:
On Off
Automatically install updates:
On Off
Refresh printers
Registered printers:
Printer name
0365-Contoso-Printer-02
0365-Contoso-Printer-01
Available Printers:
Printer name
0365-Contoso-Printer-04
0365-Contoso-Printer-03
Collect printer diagnostics
Collect connector diagnostics
Register
Operation list
Printer name
State
{CODER}
Be epic.
HACK!

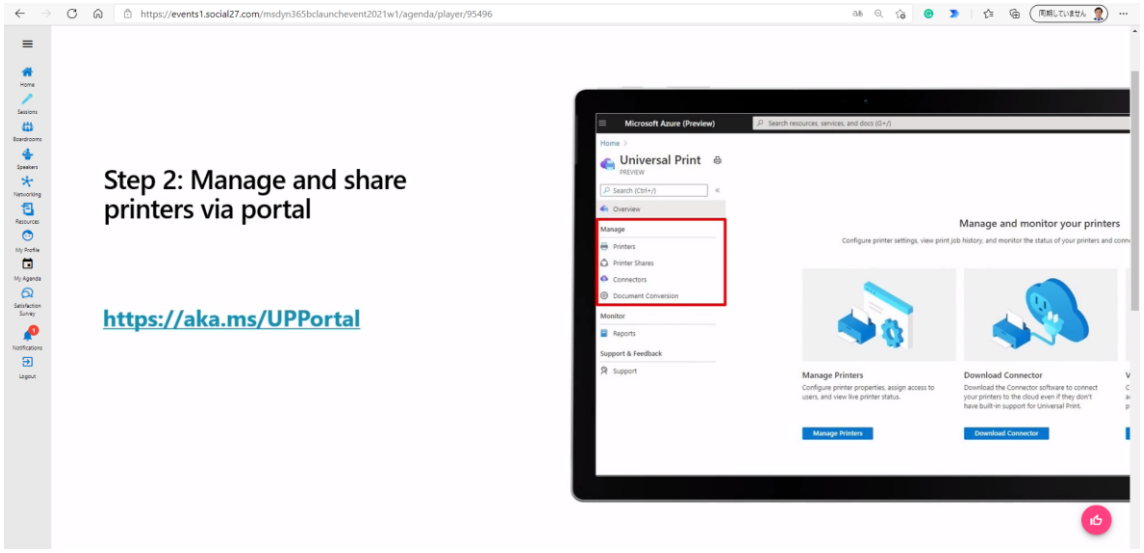
https://events1.social27.com/msdyn365bclaunchevent2021w1/agenda/player/95496
Step 2: Manage and share printers via portal
https://aka.ms/UPPortal
Microsoft Azure (Preview)
Universal Print
Overview
Manage
Printers
Printer Shares
Connectors
Document Conversion
Monitor
Reports
Support & Feedback
Support
Manage and monitor your printers
Manage Printers
Download Connector
Manage Printers
Download Connector

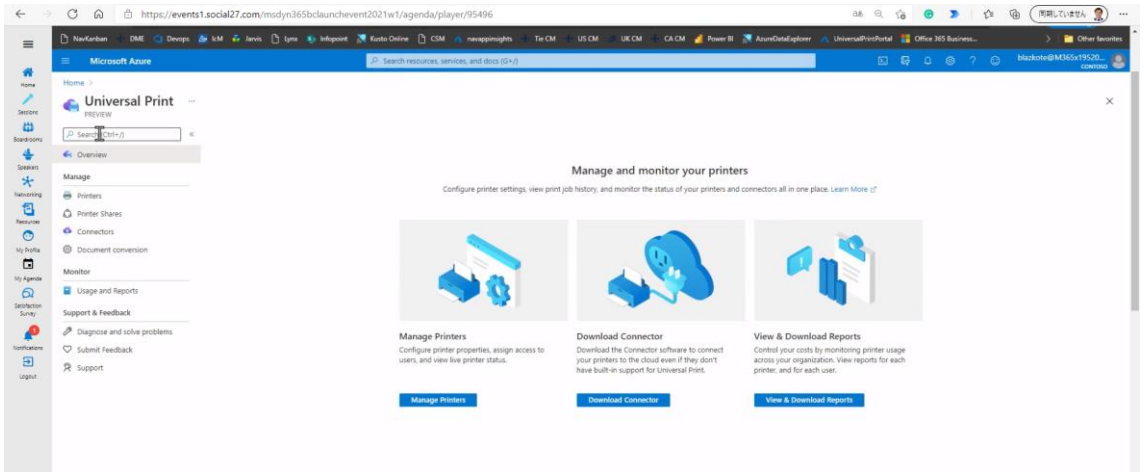
https://events1.social27.com/msdyn365bclaunchevent2021w1/agenda/player/95496
Microsoft Azure
Universal Print
PREVIEW
Overview
Manage
Printers
Printer Shares
Connectors
Document conversion
Monitor
Usage and Reports
Support & Feedback
Diagnose and solve problems
Submit Feedback
Support
Manage and monitor your printers
Configure printer settings, view print job history, and monitor the status of your printers and connectors all in one place. Learn More
Manage Printers
Configure printer properties, assign access to users, and view live printer status.
Download Connector
Download the Connector software to connect your printers to the cloud even if they don't have built-in support for Universal Print.
View & Download Reports
Control your costs by monitoring printer usage across your organization. View reports for each printer, and for each user.
Manage Printers
Download Connector
View & Download Reports

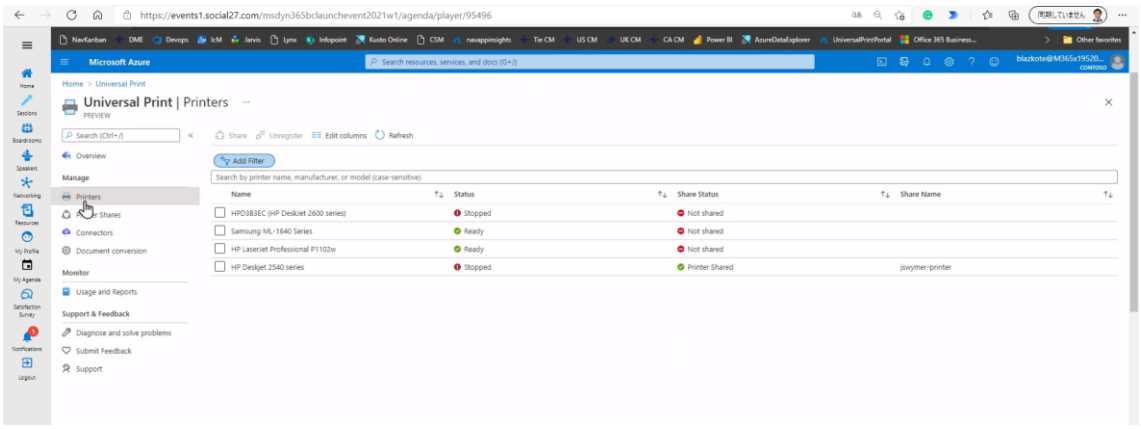

Share the print

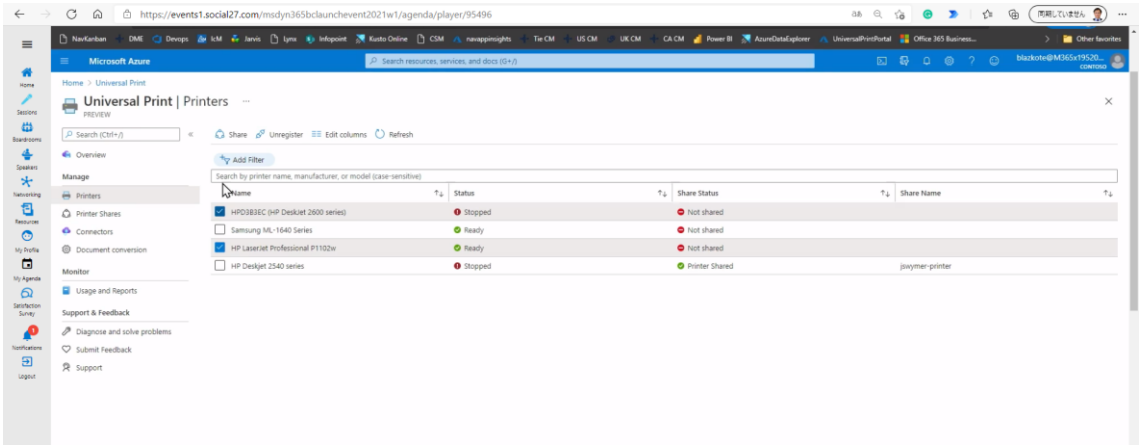

Specify the user

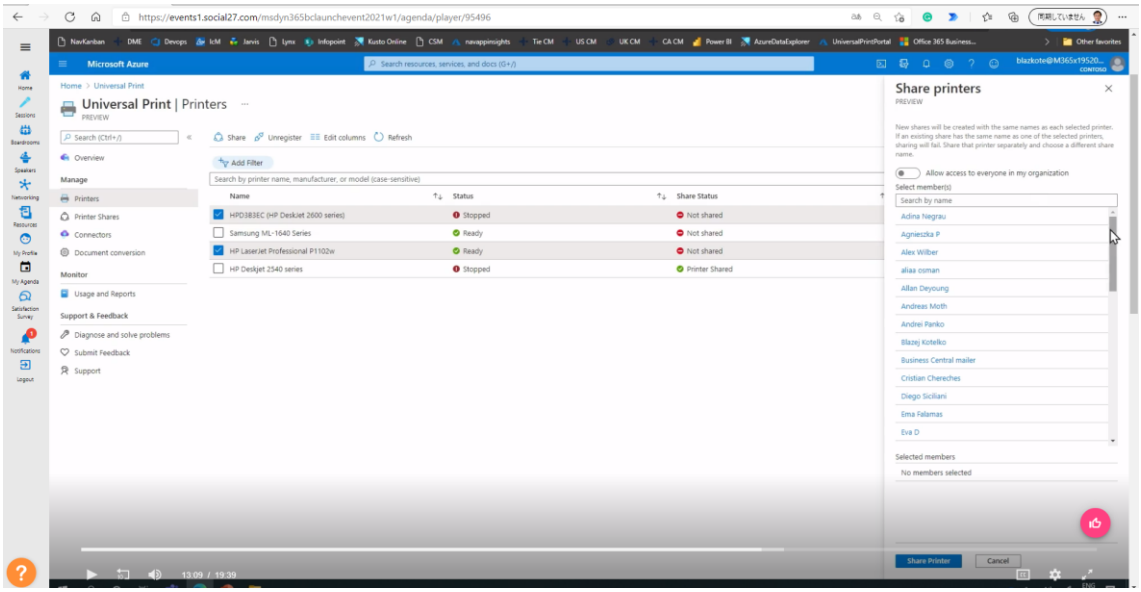

Sharing

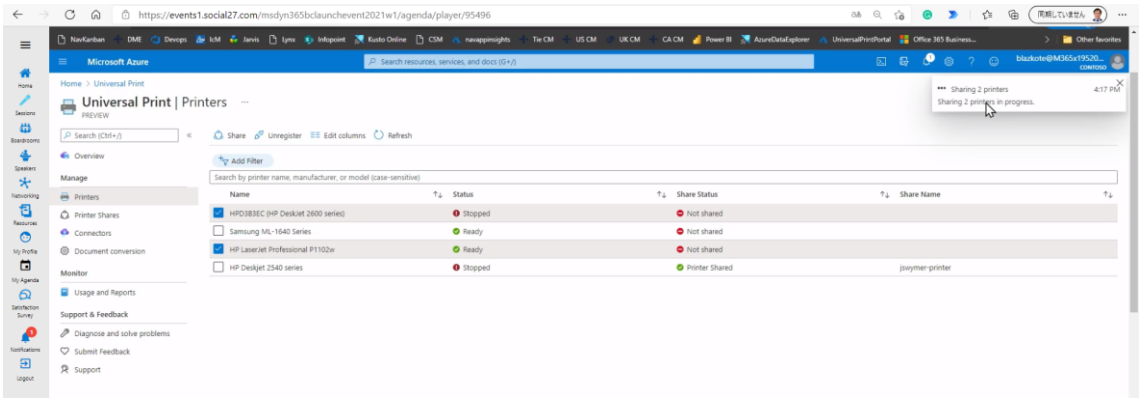

Document conversion -> Document conversion need to be enabled.

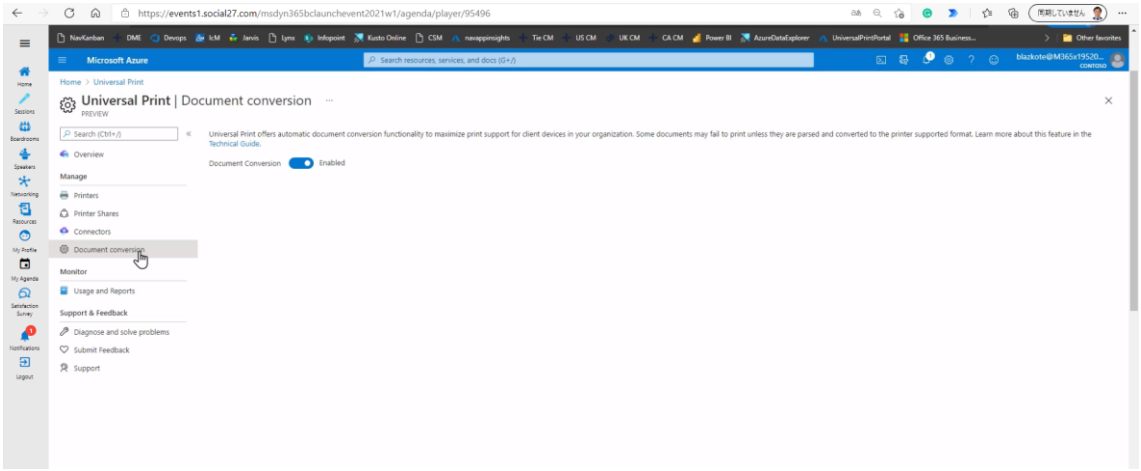

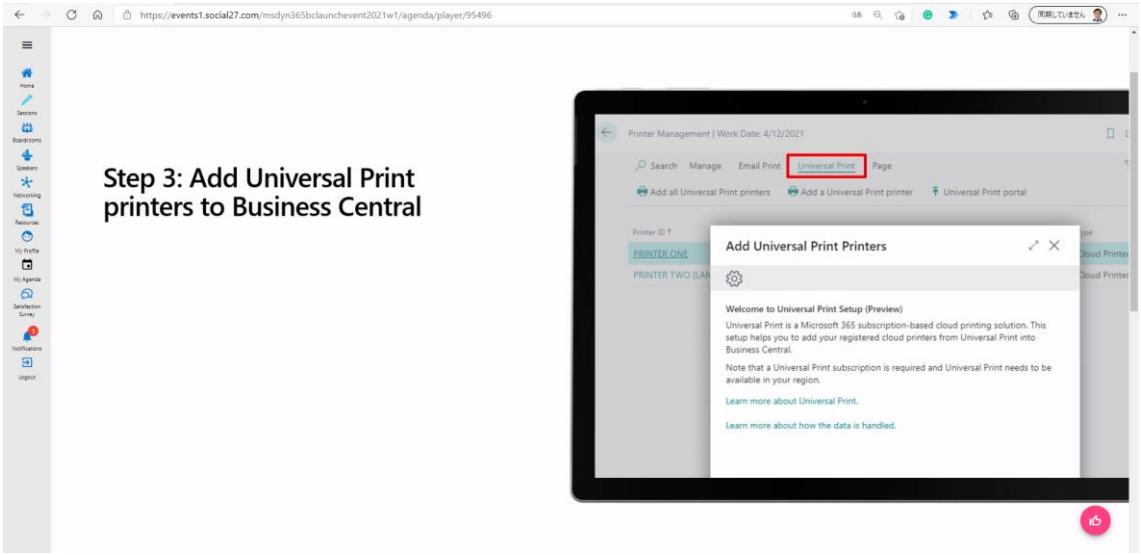

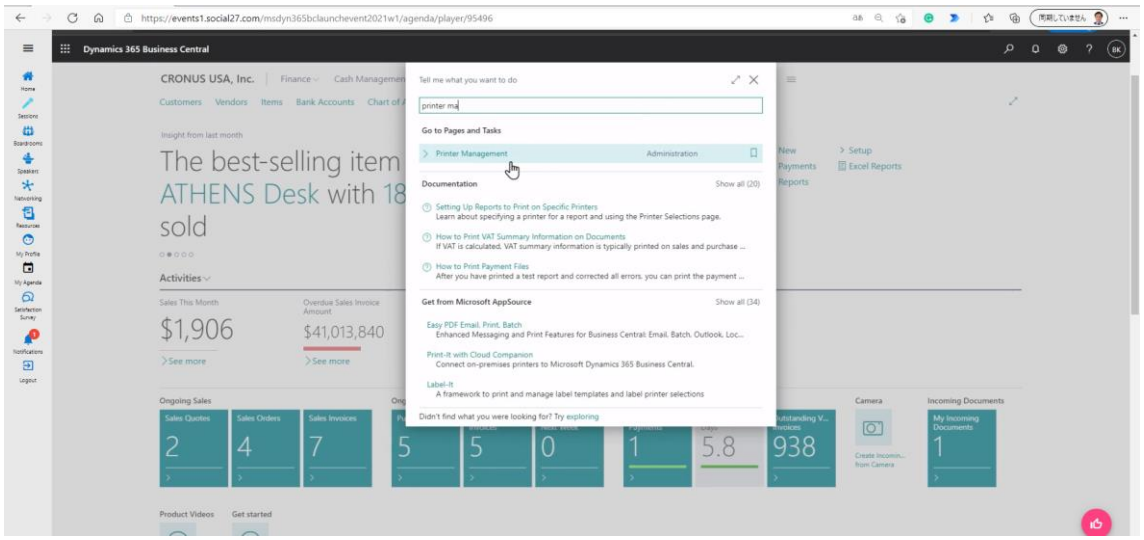
https://events1.social27.com/msdyn365bclaunchevent2021w1/agenda/player/95496
Dynamics 365 Business Central
CRONUS USA, Inc.
Tell me what you want to do
printer ma
Go to Pages and Tasks
Printer Management
Administration
Documentation
Show all (20)
Setting Up Reports to Print on Specific Printers
Learn about specifying a printer for a report and using the Printer Selections page.
How to Print VAT Summary Information on Documents
How to Print Payment Files
After you have printed a test report and corrected all errors, you can print the payment ...
Get from Microsoft AppSource
Show all (34)
Easy PDF Email, Print, Batch
Enhanced Messaging and Print Features for Business Central: Email, Batch, Outlook, Loc...
Print-It with Cloud Companion
Connect on-premises printers to Microsoft Dynamics 365 Business Central.
Label-It
A framework to print and manage label templates and label printer selections
Didn't find what you were looking for? Try exploring
Activities
Sales This Month
$1,906
Overdue Sales Invoice Amount
$41,013,840
Ongoing Sales
Sales Quotes
Sales Orders
Sales Invoices
Camera
Incoming Documents
Product Videos
Get started

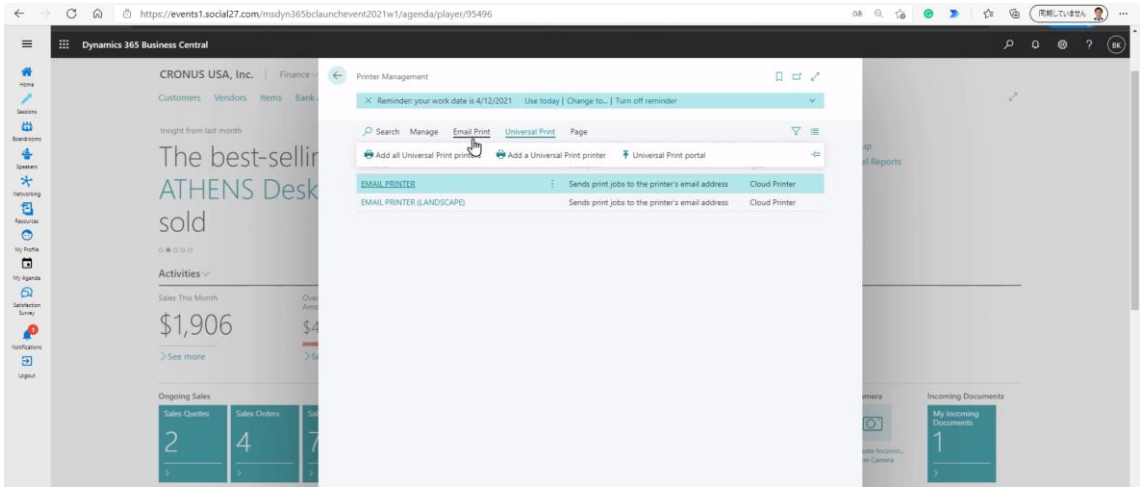
https://events1.social27.com/msdyn365bclaunchevent2021w1/agenda/player/95496
Dynamics 365 Business Central
CRONUS USA, Inc.
Printer Management
Reminder: your work date is 4/12/2021
Use today | Change to... | Turn off reminder
Search
Manage
Email Print
Universal Print
Page
Add all Universal Print printers
Add a Universal Print printer
Universal Print portal
EMAIL PRINTER
Sends print jobs to the printer's email address
Cloud Printer
EMAIL PRINTER (LANDSCAPE)
Sends print jobs to the printer's email address
Cloud Printer

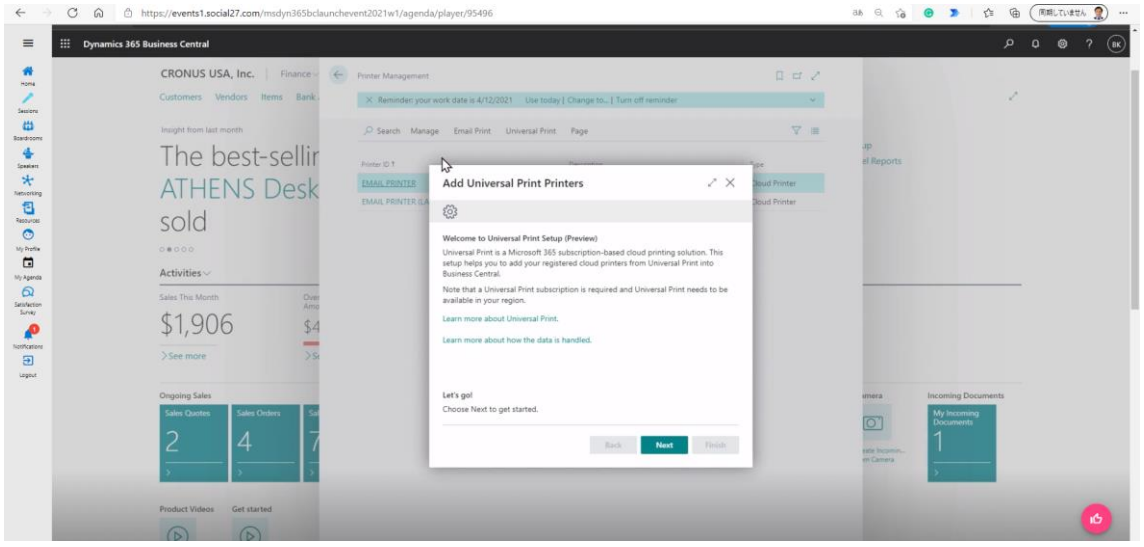
https://events1.social27.com/msdyn365bclaunchevent2021w1/agenda/player/95496
Dynamics 365 Business Central
CRONUS USA, Inc.
Add Universal Print Printers
Welcome to Universal Print Setup (Preview)
Universal Print is a Microsoft 365 subscription-based cloud printing solution. This setup helps you to add your registered cloud printers from Universal Print into Business Central.
Note that a Universal Print subscription is required and Universal Print needs to be available in your region.
Learn more about Universal Print.
Learn more about how the data is handled.
Let's go!
Choose Next to get started.
Back
Next
Finish

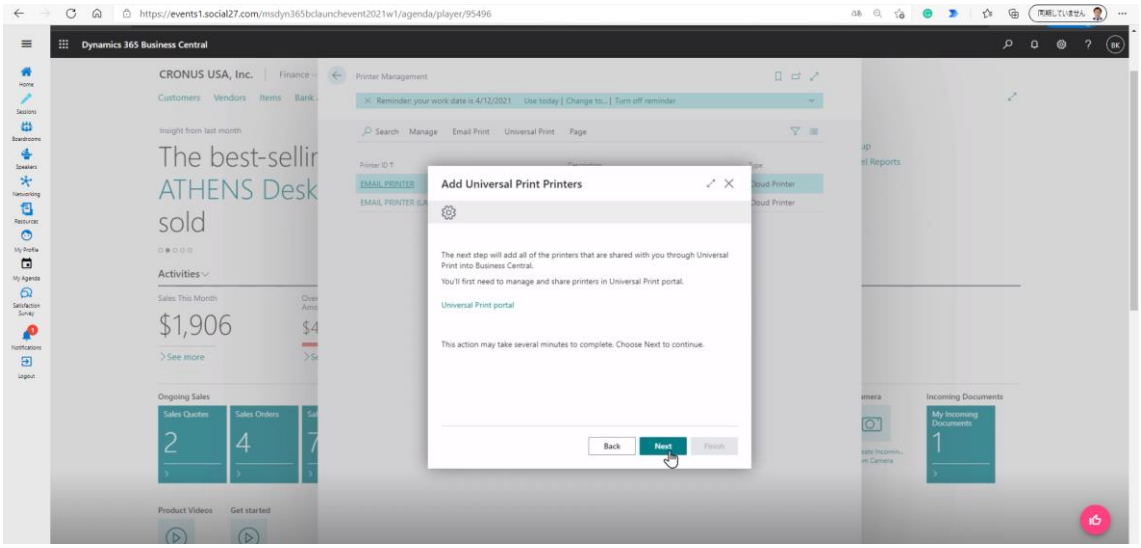
https://events1.social27.com/msdyn365bclaunchevent2021w1/agenda/player/95496
Dynamics 365 Business Central
CRONUS USA, Inc.
Add Universal Print Printers
The next step will add all of the printers that are shared with you through Universal Print into Business Central.
You'll first need to manage and share printers in Universal Print portal.
Universal Print portal
This action may take several minutes to complete. Choose Next to continue.
Back
Next
Finish

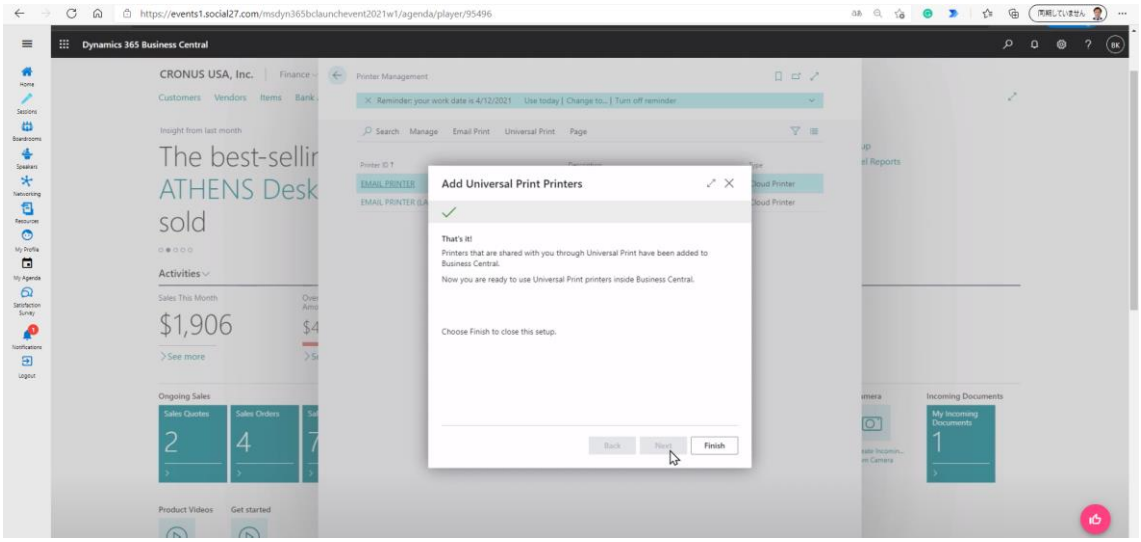
https://events1.social27.com/msdyn365bclaunchevent2021w1/agenda/player/95496
Dynamics 365 Business Central
CRONUS USA, Inc.
Add Universal Print Printers
That's it!
Printers that are shared with you through Universal Print have been added to Business Central.
Now you are ready to use Universal Print printers inside Business Central.
Choose Finish to close this setup.
Back
Next
Finish

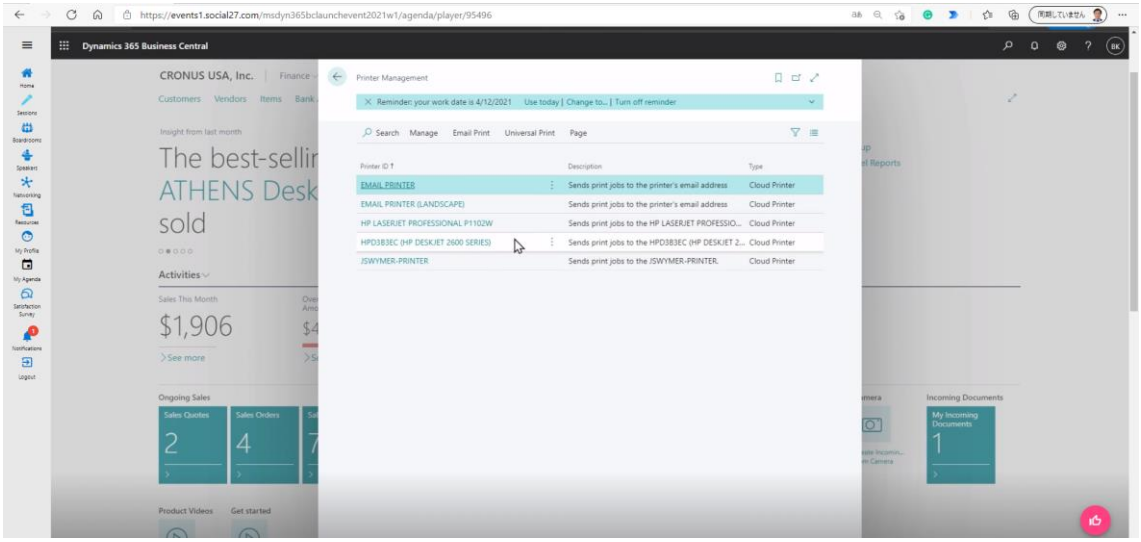
https://events1.social27.com/msdyn365bclaunchevent2021w1/agenda/player/95496
Dynamics 365 Business Central
CRONUS USA, Inc.
Printer Management
Search
Manage
Email Print
Universal Print
Page
Printer ID
Description
Type
EMAIL PRINTER
Sends print jobs to the printer's email address
Cloud Printer
EMAIL PRINTER (LANDSCAPE)
Sends print jobs to the printer's email address
Cloud Printer
HP LASERJET PROFESSIONAL P1102W
Sends print jobs to the HP LASERJET PROFESSIO...
Cloud Printer
HPD383EC (HP DESKJET 2600 SERIES)
Sends print jobs to the HPD383EC (HP DESKJET 2...
Cloud Printer
JSWYMER-PRINTER
Sends print jobs to the JSWYMER-PRINTER.
Cloud Printer

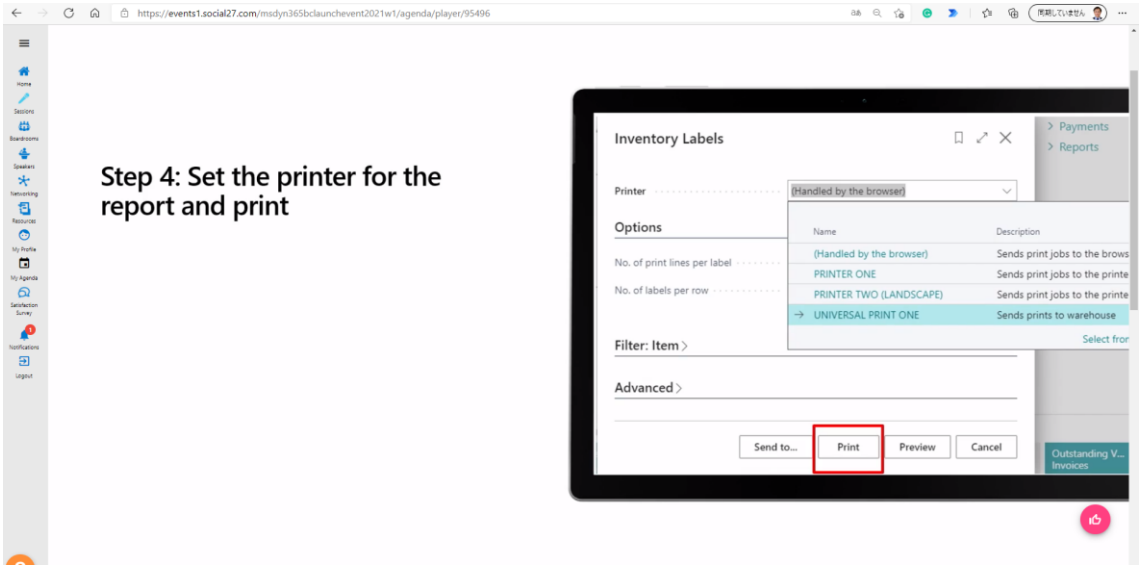

Set as my default printer

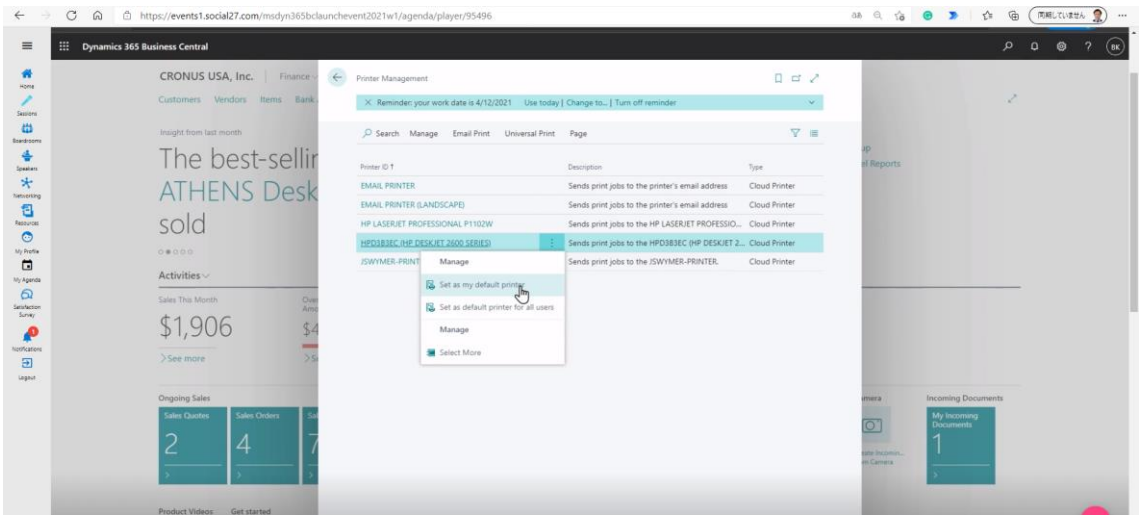

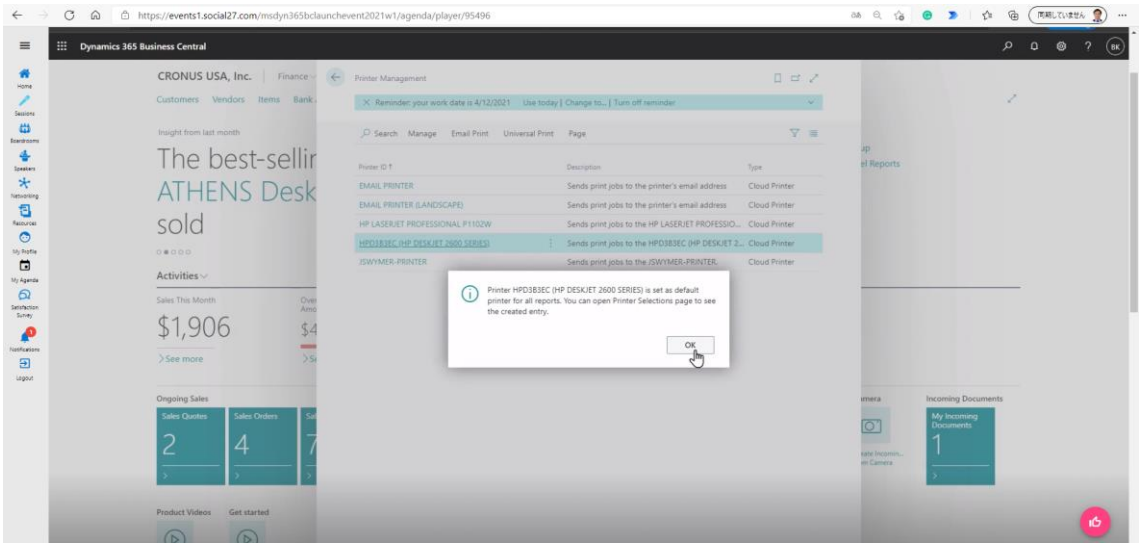

Click the printer, see the setting.

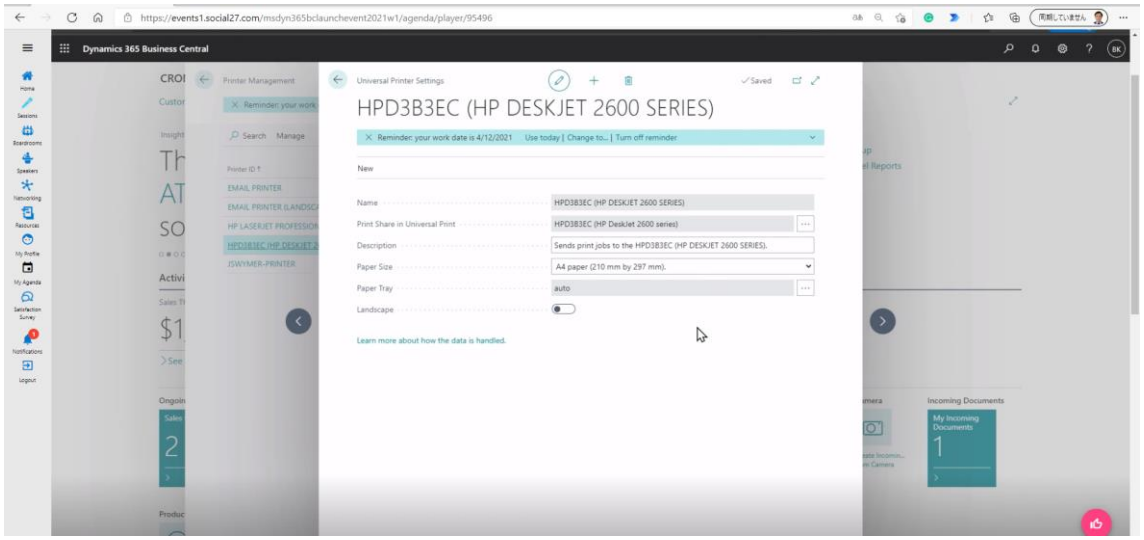

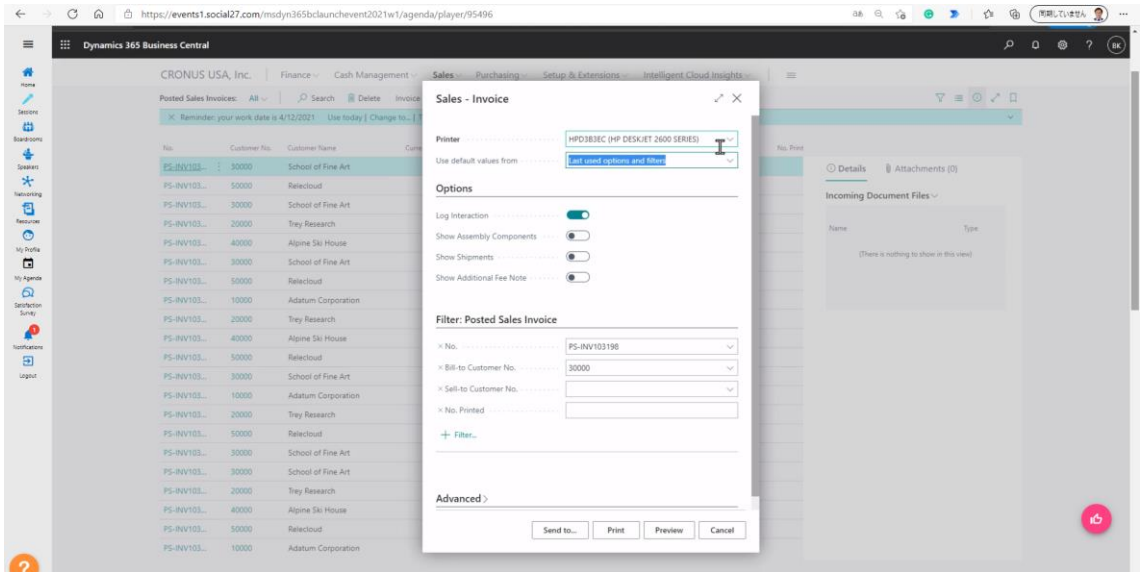

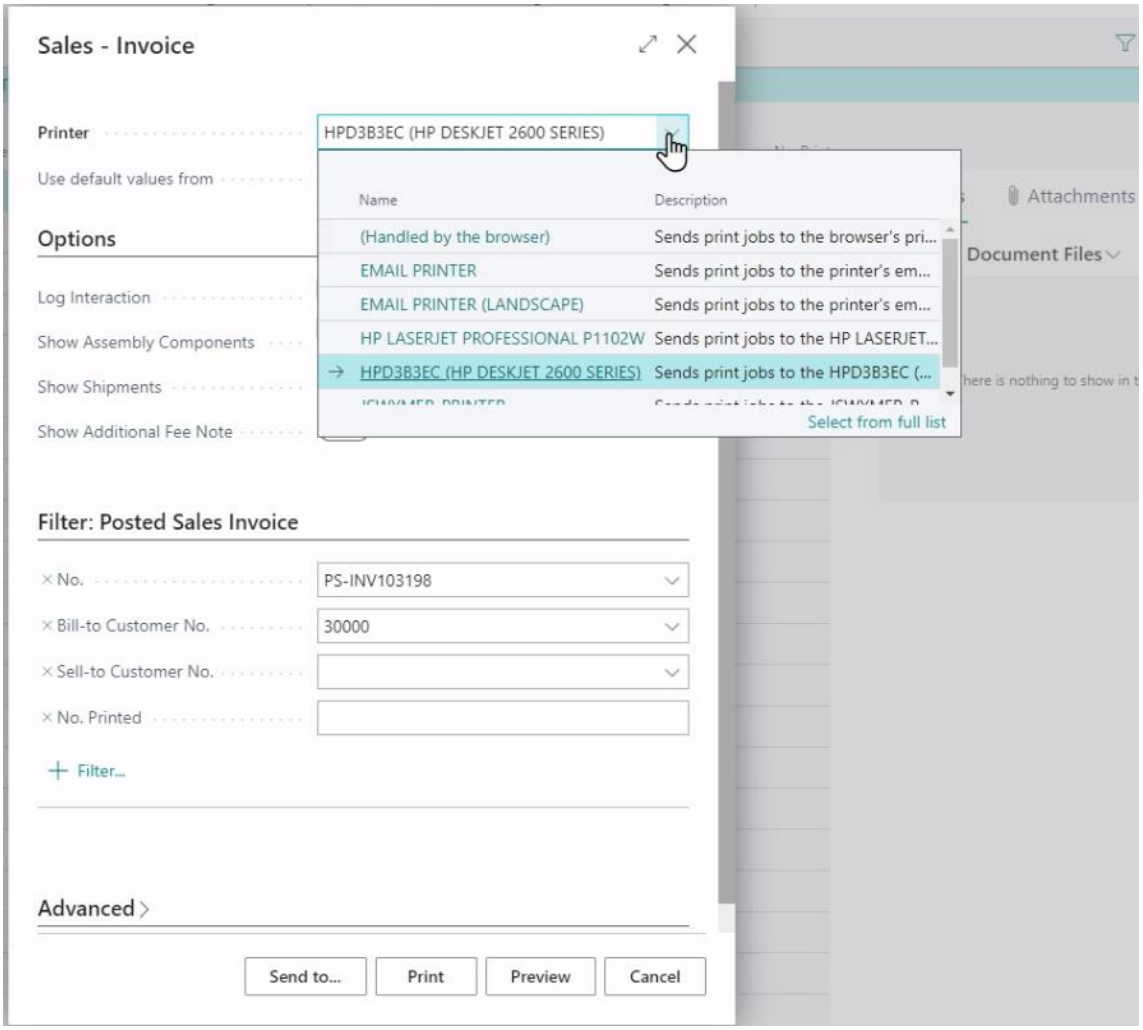
Sales - Invoice
Printer
HPD3B3EC (HP DESKJET 2600 SERIES)
Use default values from
Name
Description
(Handled by the browser)
Sends print jobs to the browser's pri...
EMAIL PRINTER
Sends print jobs to the printer's em...
EMAIL PRINTER (LANDSCAPE)
Sends print jobs to the printer's em...
HP LASERJET PROFESSIONAL P1102W
Sends print jobs to the HP LASERJET...
HPD3B3EC (HP DESKJET 2600 SERIES)
Sends print jobs to the HPD3B3EC (...
Select from full list
Options
Log Interaction
Show Assembly Components
Show Shipments
Show Additional Fee Note
Attachments
Document Files
here is nothing to show in t
Filter: Posted Sales Invoice
No.
PS-INV103198
Bill-to Customer No.
30000
Sell-to Customer No.
No. Printed
Filter...
Advanced
Send to...
Print
Preview
Cancel

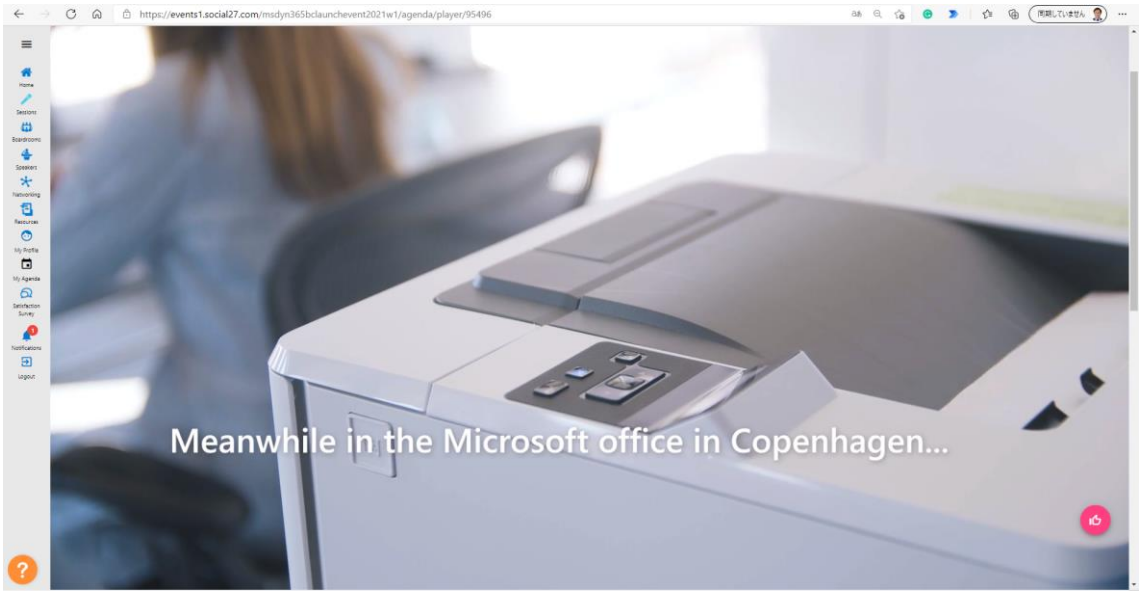
Meanwhile in the Microsoft office in Copenhagen...

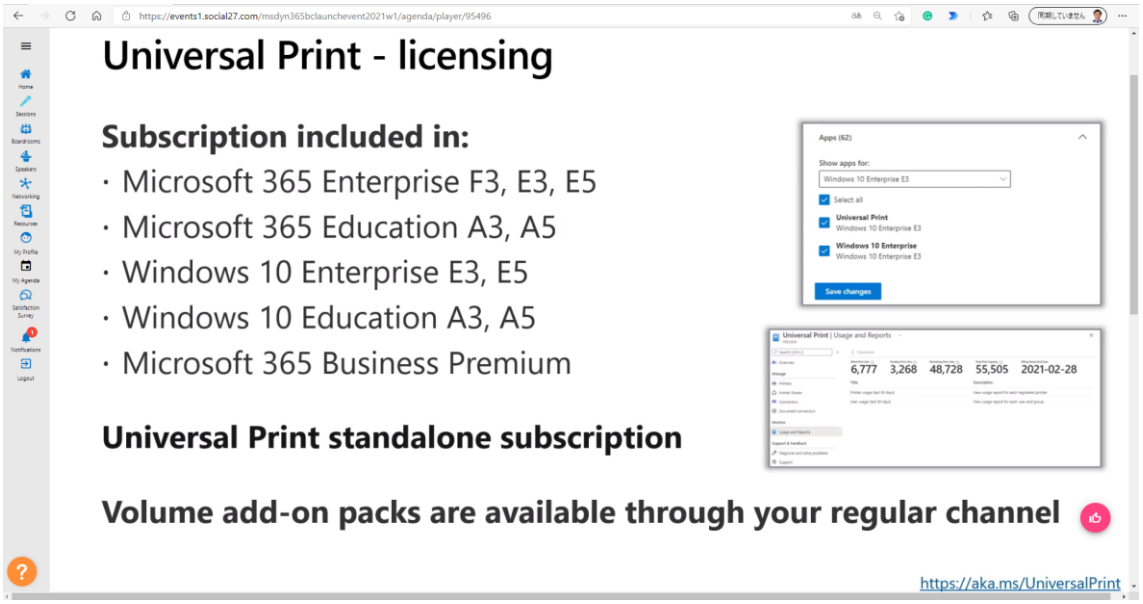
https://events1.social27.com/msdyn365bclaunchevent2021w1/agenda/player/95496
Universal Print - licensing
Subscription included in:
· Microsoft 365 Enterprise F3, E3, E5
· Microsoft 365 Education A3, A5
· Windows 10 Enterprise E3, E5
· Windows 10 Education A3, A5
· Microsoft 365 Business Premium
Universal Print standalone subscription
Volume add-on packs are available through your regular channel
Apps (62)
Show apps for:
Windows 10 Enterprise E3
Select all
Universal Print
Windows 10 Enterprise E3
Windows 10 Enterprise
Windows 10 Enterprise E3
Save changes
Universal Print | Usage and Reports
6,777
3,268
48,728
55,505
2021-02-28
https://aka.ms/UniversalPrint

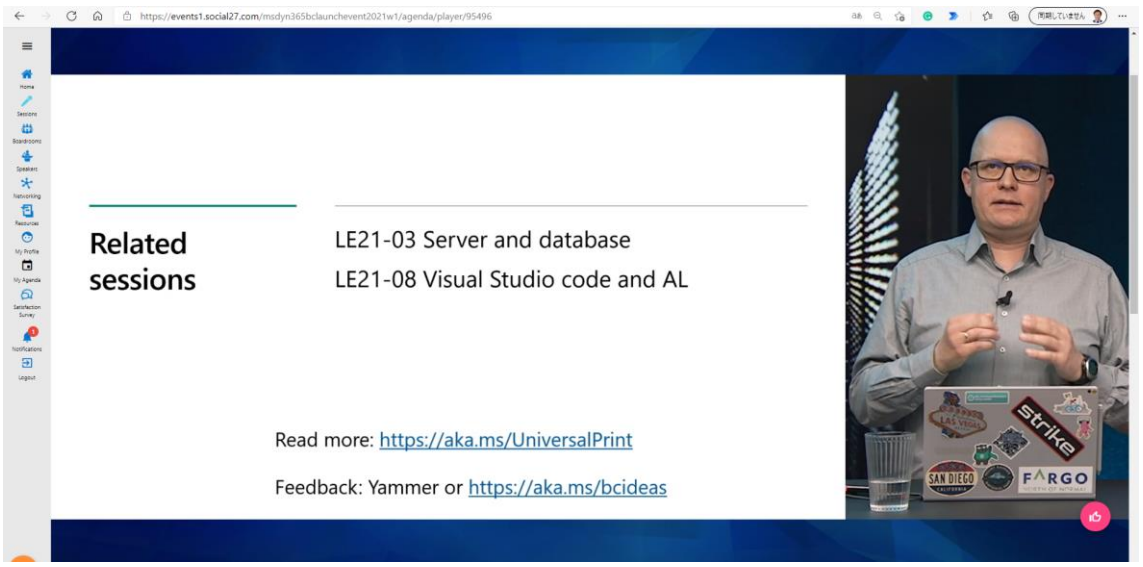
https://events1.social27.com/msdyn365bclaunchevent2021w1/agenda/player/95496
Related sessions
LE21-03 Server and database
LE21-08 Visual Studio code and AL
Read more: https://aka.ms/UniversalPrint
Feedback: Yammer or https://aka.ms/bcideas
strike
SAN DIEGO
FARGO